



*Silvana Fair*



# BUCKET CALF PROJECT RECORD BOOK

---

Exhibitor's Name

# SILVANA FAIR BUCKET/BOTTLE CALF PROJECT

## PURPOSES

1. To teach proper health care, environmental needs and nutritional requirements of young cattle.
2. To teach basic beef/dairy management skills without a large investment.
3. To teach basic record keeping and communication skills.
4. To provide a better understanding of the cattle industry.

## BUCKET/BOTTLE CALF PROJECT GUIDELINES

1. Project is open to youth 5-9 years of age. Exceptions made at superintendent's discretion.
2. Any newborn or orphan calf ... steer, bull, or heifer ... beef, dairy, or cross .... Purebred or crossbred and must have calved on or after January 1<sup>st</sup> and be at least 4 months old by the fair date. Exceptions on a case by case basis. Contact the superintendent with questions.
3. Calf must be bucket or bottle fed. No nursing permitted.
4. These calves are only eligible to be shown in the bucket/bottle calf class.
5. Calves must be identified with an ear tag on bucket/bottle identification sheet.
6. Bucket/bottle calf record book and poster to be submitted.
7. Must obtain calf between birth and 10 days of age.

## PROJECT EVALUATION

1. The project will be scored based on four parts that can score a maximum of 200 points:

Written Records	100
Oral Interview (while showing)	50
General Health and Well-being	25
Showmanship and Fitting	25
2. Record Book should be completed and brought to the superintendent at the fairgrounds on the day of the fair.
3. General health, fitting and showmanship will be evaluated during the fair in a show ring evaluation.
4. Ribbon placing will be based on overall points given for the written records, general health and well-being, fitting and showmanship. Champion and reserve champion awards in Bucket/Bottle Calf class will be based on overall points.

## **SILVANA FAIR REQUIREMENTS**

1. Calves will be shown at halter and fitted according to beef or dairy guidelines. The class, if needed, will be divided according to age of exhibitor as of October 1<sup>st</sup> of the previous year. At the discretion of the superintendent, further class divisions may be made based on number of entries.
2. Judging of the bucket/Bottle Calf class will be based on:
  - Exhibitor's knowledge of care and management of raising the calf.
  - The fitting and showing of the calf with emphasis on what the exhibitor has learned.
  - General health, condition and management of the calf and exhibitor's knowledge of the project.
  - Completeness of Record Book to an age-appropriate level.
3. Exhibitors are encouraged to keep animals and enter them in the appropriate beef or dairy class at the next year's fair.

## SILVANA FAIR BUCKET/BOTTLE CALF PROJECT RECORD

EXHIBITOR NAME: \_\_\_\_\_

Calf Ear Tag Number	
Name of Calf	
Date Project Started	
Source of Calf: Purchased (date and place) Born on our farm Other (describe)	
Description of Calf: Breed and/or color Distinguishing Marks Gender	
Calf birthdate (if known)	
Tag #, ID, and Breed of Sire (if known)	
Tag #, ID, and Breed of Dam (if known)	
Weight of calf at start of project	
Current weight of calf	
Vaccines and/or medications given	

1. Explain why you chose this project.

2. Describe how you decided where and how to get your calf.

3. Describe facilities where you housed your calf.
  
4. Describe the feeding program you followed the first 3-4 days that you had your calf (type of feeds, amount per day, how fed).
  
5. Describe the feed program for the next 3-4 weeks (type of feeds, amount per day, how fed).
  
6. Describe the feeding and management after you had your calf for a month.
  
7. Describe the feeding program you had for your calf by the time you brought it to the fair.
  
8. Did your calf have any health issues? If so, describe the problem or problems and what you did to treat them.
  
9. Describe the actions you took to prevent health problems. What management practices did you follow to help the calf be healthy and to grow? What, if any, vaccinations did you give your calf?

10. What was the biggest problem you had and what did you do to solve it?

11. What have you learned through this project? What would you do differently? What did you enjoy?

12. Who helped you with your project?

13. Who funded your project?

## EXTRA CREDIT/OPTIONAL

### SILVANA FAIR BUCKET/BOTTLE CALF PROJECT FEED AND EXPENSE SUMMARY

**If you choose to complete this, submit it with your record book.**

Calf Ear Tag Number \_\_\_\_\_

Calf's Name \_\_\_\_\_

Feed	Description	Pounds	Cost per Pound	Total Cost
Milk Replacement				
Starter Feed				
Hay				
Other Feeds				
Other				
Total Feed		lbs.		\$
Bedding Cost: (Explain)				
Medication Cost: (Explain)				
Veterinary Cost: (Explain)				
Equipment Cost: (Explain)				
Other Supplies: (Explain)				
Total Cost of Everything other than feed				\$
Purchase Cost or Value of Calf at Start of Project				\$
Total Investment in Calf				\$

## EXTRA CREDIT/OPTIONAL

### SILVANA FAIR BUCKET/BOTTLE CALF PROJECT SUMMARY

This summary can be completed during the fair and submitted before the end of the fair.


#### Profit and Performance Summary

- A. Purchase Cost or Value at Start of Project \$ \_\_\_\_\_
- B. Total Feed Costs of Project (from page 4) \$ \_\_\_\_\_
- C. Total Other Costs for Project (from page 4) \$ \_\_\_\_\_
- D. Grand Total of Project Cost (A + B+ C) \$ \_\_\_\_\_
- E. Weight of Calf on fair day \_\_\_\_\_ lbs.
- F. Starting weight of calf (estimate or actual) \_\_\_\_\_ lbs.
- G. Total pounds gained by calf (E – F) \_\_\_\_\_ lbs.
- H. Total days on feed \_\_\_\_\_ days
- I. Average Daily Gain (G ÷ H) \_\_\_\_\_ lbs/day
- J. Total Pounds of Feed Fed (from page 4) \_\_\_\_\_ lbs.
- K. Pounds of Feed per Pound of Gain (J ÷ G) \_\_\_\_\_ (ratio)
- L. Feed Cost Per Pound of Gain (B ÷ G) \$ \_\_\_\_\_
- M. Value of Calf on fair day \$ \_\_\_\_\_
- N. Value of Calf per Pound of Weight (M ÷ E) \$ \_\_\_\_\_
- O. Breakeven Price per Pound (D ÷ E) \$ \_\_\_\_\_
- P. Monetary Loss or Gain of Project (M – D) \$ \_\_\_\_\_




## PROJECT PICTURES


Please include pictures of your bucket/bottle class project. Use more sheets if you wish to include more pictures. Please include pictures from the start of your project, pictures showing progress, and final project pictures if possible.



Caption:



Caption:







Caption:



Caption:

## SILVANA FAIR BUCKET/BOTTLE CALF – CALF MARKINGS

Please show your calf's markings on the images below.



**SILVANA FAIR BUCKET/BOTTLE CALF PROJECT SIGNATURE SHEET**

Exhibitor's Name: \_\_\_\_\_

Names of Parents: \_\_\_\_\_

Exhibitor's Address: \_\_\_\_\_

\_\_\_\_\_

I, \_\_\_\_\_, verify that the information in this record book is accurate to the best of my knowledge and that I have followed Silvana Fair Bucket/Bottle Project guidelines.

Exhibitor: \_\_\_\_\_

Signature

Date

I verify that all the information is accurate to the best of my knowledge and that the exhibitor has followed the Silvana Fair Bucket/Bottle project guidelines.

Parent/Guardian: \_\_\_\_\_

Signature

Date

*Additional comments (optional):*